



IWA Junior, Youth and Masters World Championship 2009



Weymouth and Portland National Sailing Academy






















Results are final as of 19:08 on August 29, 2009

T293 U15B Fleet














Sailed: 9, Discards: 1, To count: 8, Entries: 66, Scoring system: Appendix B

Rank	Tally	Fleet	Div	Nat	Sailno	HelmName	M/F	R1	R2	R3	R4	R5	R6	R7	R8	R9	Total	Nett
1	110	T293 U15B			926	Martin Kieran	M	1.0	3.0	4.0	(10.0)	2.0	1.0	2.0	1.0	2.0	26.0	16.0
2	188	T293 U15B			47	Chaillot Albert	M	9.0	1.0	3.0	4.0	1.0	2.0	8.0	(11.0)	1.0	40.0	29.0
3	82	T293 U15B			651	Purcell Adam	M	(19.0)	4.0	2.0	5.0	6.0	3.0	7.0	5.0	3.0	54.0	35.0
4	53	T293 U15B			683	Rigolot Victor	M	(18.0)	7.0	1.0	6.0	5.0	5.0	4.0	3.0	11.0	60.0	42.0
5	229	T293 U15B			88	Carboni Mattia	M	11.0	10.0	7.0	(31.0)	3.0	9.0	3.0	6.0	9.0	89.0	58.0
6	233	T293 U15B			60	Benedetti Daniele	M	5.0	(16.0)	9.0	8.0	7.0	13.0	9.0	2.0	8.0	77.0	61.0
7	141	T293 U15B			692	Ben Hayoun Chen	M	3.0	2.0	16.0	13.0	8.0	6.0	(18.0)	13.0	4.0	83.0	65.0
8	230	T293 U15B			55	Matracia Luca	M	10.0	8.0	11.0	3.0	14.0	8.0	6.0	8.0	(17.0)	85.0	68.0
9	274	T293 U15B			9	Maayan Raafic	M	2.0	6.0	14.0	9.0	13.0	(22.0)	10.0	4.0	13.0	93.0	71.0
10	34	T293 U15B			218	Lhuillier Romain	M	(24.0)	9.0	6.0	11.0	10.0	4.0	12.0	14.0	5.0	95.0	71.0
11	31	T293 U15B			192	Gasparian Damien	M	4.0	(15.0)	10.0	7.0	11.0	15.0	14.0	10.0	7.0	93.0	78.0
12	44	T293 U15B			314	Chiapello Dante	M	44.0	(47.0)	8.0	1.0	4.0	11.0	1.0	7.0	15.0	138.0	91.0
13	166	T293 U15B			105	Mauro Andrea	M	(67.0 OCS)	12.0	15.0	16.0	21.0	12.0	11.0	12.0	19.0	185.0	118.0
14	22	T293 U15B			101	Gourhant Arthur	M	(67.0 OCS)	17.0	23.0	19.0	15.0	7.0	19.0	15.0	21.0	203.0	136.0
15	52	T293 U15B			651	Aupinel Hubert	M	43.0	(55.0)	5.0	2.0	20.0	29.0	5.0	17.0	16.0	192.0	137.0
16	73	T293 U15B			512	Bradley-Baker Oliver	M	26.0	24.0	12.0	20.0	27.0	(67.0 RAF)	13.0	9.0	6.0	204.0	137.0
17	149	T293 U15B			101	Fogli Edward	M	6.0	11.0	20.0	26.0	9.0	10.0	36.0	(67.0 RAF)	23.0	208.0	141.0
18	93	T293 U15B			749	York Robert	M	13.0	5.0	24.0	24.0	23.0	19.0	(30.0)	19.0	22.0	179.0	149.0
19	275	T293 U15B			293	Itamar Roz	M	(67.0 OCS)	22.0	17.0	14.0	19.0	21.0	16.0	16.0	25.0	217.0	150.0
20	259	T293 U15B			263	Sosnowski Adam	M	(67.0 OCS)	14.0	22.0	15.0	16.0	17.0	29.0	27.0	14.0	221.0	154.0
21	19	T293 U15B			35	Escandell Garrido Drego	M	22.0	(51.0)	25.0	18.0	12.0	16.0	24.0	28.0	10.0	206.0	155.0
22	195	T293 U15B			748	Bushell Max	M	12.0	20.0	21.0	23.0	25.0	14.0	25.0	(26.0)	20.0	186.0	160.0

Windsurfing Results

23	47	T293 U15B		FRA	404	Jolivet Maxence	M	(67.0 OCS)	25.0	18.0	21.0	18.0	26.0	22.0	22.0	26.0	245.0	178.0
24	172	T293 U15B		SIN	1	Tan Wei Jin Jeddy	M	30.0	30.0	19.0	28.0	17.0	23.0	(42.0)	24.0	12.0	225.0	183.0
25	61	T293 U15B		GBR	174	Bromhead Ross	M	17.0	28.0	30.0	(44.0)	22.0	18.0	34.0	18.0	18.0	229.0	185.0
26	160	T293 U15B		NED	1111	van Essen Joris	M	25.0	33.0	29.0	17.0	26.0	24.0	15.0	32.0	(67.0 RAF)	268.0	201.0
27	16	T293 U15B		ESP	31	Mayans Torres Pau	M	20.0	23.0	26.0	27.0	(67.0 DSQ)	20.0	32.0	20.0	37.0	272.0	205.0
28	43	T293 U15B		FRA	293	Embroise Victor	M	33.0	31.0	28.0	22.0	24.0	25.0	33.0	23.0	(67.0 RAF)	286.0	219.0
29	153	T293 U15B		ITA	134	Onali Mattia	M	15.0	19.0	27.0	39.0	33.0	27.0	(45.0)	36.0	24.0	265.0	220.0
30	127	T293 U15B		GER	2255	Woith Soenke	M	7.0	32.0	33.0	25.0	34.0	35.0	31.0	40.0	(67.0 RAF)	304.0	237.0
31	63	T293 U15B		GBR	286	Raistrick Luke	M	(67.0 OCS)	13.0	31.0	43.0	40.0	30.0	38.0	21.0	29.0	312.0	245.0
32	68	T293 U15B		GBR	379	Dickinson Joe	M	(67.0 OCS)	21.0	34.0	34.0	35.0	43.0	27.0	30.0	39.0	330.0	263.0
33	108	T293 U15B		GBR	948	Dixon Guy	M	34.0	43.0	35.0	30.0	31.0	33.0	(67.0 RAF)	47.0	28.0	348.0	281.0
34	171	T293 U15B		SIN	6	Chuah Jun Ler	M	32.0	35.0	38.0	40.0	32.0	36.0	44.0	25.0	(45.0)	327.0	282.0
35	179	T293 U15B		ITA	91	Spatafora Carlo	M	21.0	52.0	(67.0 DNC)	36.0	28.0	34.0	67.0 DSQ	31.0	35.0	371.0	304.0
36	159	T293 U15B		LTU	718	Voverys Pauliu	M	45.0	(48.0)	42.0	29.0	41.0	47.0	21.0	46.0	38.0	357.0	309.0
37	183	T293 U15B		TUR	111	Ozbenli Tolga Kagan	M	(67.0 OCS)	57.0	36.0	12.0	30.0	46.0	23.0	42.0	67.0 RAF	380.0	313.0
38	11	T293 U15B		ESP	257	Iequiero Juan Manuez	M	29.0	18.0	37.0	32.0	44.0	48.0	(67.0 DNC)	41.0	67.0 DSQ	383.0	316.0
39	152	T293 U15B		ITA	133	Costa Alberto	M	(67.0 OCS)	49.0	32.0	67.0 DNC	29.0	38.0	43.0	29.0	33.0	387.0	320.0
40	151	T293 U15B		ITA	118	Schirru Andrea	M	40.0	36.0	50.0	41.0	43.0	37.0	(67.0 RAF)	39.0	36.0	389.0	322.0
41	291	T293 U15B		LAT	28	Keidans Kristaps	M	28.0	53.0	(67.0 DNC)	38.0	45.0	32.0	67.0 DNC	37.0	27.0	394.0	327.0
42	107	T293 U15B		GBR	935	Barnes Joe	M	47.0	(59.0)	39.0	37.0	36.0	56.0	20.0	55.0	41.0	390.0	331.0
43	112	T293 U15B		GBR	584	Knight Joash	M	35.0	42.0	41.0	35.0	(67.0 RAF)	49.0	67.0 DSQ	35.0	30.0	401.0	334.0
44	102	T293 U15B		GBR	865	Grayston Adam	M	39.0	46.0	44.0	(67.0 RAF)	46.0	39.0	35.0	43.0	67.0 RAF	426.0	359.0
45	124	T293 U15B		GBR	9859	Martin B-al	M	(67.0 OCS)	34.0	40.0	47.0	42.0	41.0	37.0	56.0	67.0 RAF	431.0	364.0
46	60	T293 U15B		GBR	155	Cooper Sebastian	M	(67.0 OCS)	37.0	67.0 RAF	67.0 RAF	37.0	31.0	26.0	33.0	67.0 RAF	432.0	365.0
47	250	T293 U15B		ITA	66	Leporatti Ludovico	M	23.0	29.0	(67.0 DNC)	67.0 DNC	47.0	40.0	67.0 DNC	49.0	44.0	433.0	366.0
48	169	T293 U15B		ESP	81	Sindreu Joan	M	16.0	60.0	55.0	(67.0 DNC)	55.0	55.0	28.0	58.0	40.0	434.0	367.0
49	193	T293 U15B		GRE	29	Petrogiannis George	M	48.0	62.0	52.0	(67.0 RAF)	49.0	54.0	17.0	53.0	34.0	436.0	369.0
50	126	T293 U15B		GBR	997	Brubert Zach	M	49.0	38.0	45.0	45.0	51.0	59.0	46.0	38.0	(67.0 RAF)	438.0	371.0
51	115	T293 U15B		GBR	9768	Reynolds Mark	M	(67.0 OCS)	44.0	49.0	48.0	48.0	44.0	40.0	34.0	67.0 RAF	441.0	374.0
52	86	T293 U15B		GBR	696	Cornfield Rhys	M	42.0	56.0	48.0	42.0	(67.0 DNC)	42.0	67.0 DNC	51.0	32.0	447.0	380.0
53	117	T293 U15B		GBR	980	May Lewis	M	8.0	58.0	53.0	46.0	62.0	(67.0 DNC)	67.0 DNC	44.0	46.0	451.0	384.0

Windsurfing Results

54	65	T293 U15B		309	Page Fynn	M	(67.0 OCS)	40.0	13.0	51.0	52.0	58.0	67.0 DNC	61.0	47.0	456.0	389.0
55	100	T293 U15B		852	Bloodworth Henry	M	46.0	61.0	46.0	33.0	39.0	45.0	(67.0 DNC)	52.0	67.0 RAF	456.0	389.0
56	62	T293 U15B		212	Kerr Callum	M	36.0	45.0	54.0	50.0	53.0	52.0	41.0	59.0	(67.0 RAF)	457.0	390.0
57	225	T293 U15B		110	Doncel Garcia Alejandro	M	27.0	41.0	43.0	(67.0 DNC)	38.0	67.0 RAF	67.0 DNC	48.0	67.0 DSQ	465.0	398.0
58	192	T293 U15B		60	Sfakianakis Charalampos	M	50.0	64.0	(67.0 DNC)	49.0	50.0	53.0	39.0	67.0 DNC	31.0	470.0	403.0
59	96	T293 U15B		808	Griffiths Robert	M	38.0	26.0	(67.0 DNC)	67.0 DNC	58.0	28.0	67.0 DNC	57.0	67.0 RAF	475.0	408.0
60	20	T293 U15B		9827	Wardle Edward	M	14.0	39.0	(67.0 RAF)	67.0 RAF	54.0	51.0	67.0 DNC	50.0	67.0 RAF	476.0	409.0
61	128	T293 U15B		527	Schwidetzky Jan	M	37.0	54.0	(67.0 RAF)	67.0 DNS	59.0	57.0	67.0 RAF	45.0	43.0	496.0	429.0
62	300	T293 U15B		99	Bertilsson Martin	M	31.0	27.0	47.0	(67.0 DNC)	67.0 DNC	67.0 DNC	67.0 DNC	67.0 DNC	67.0 DNC	507.0	440.0
63	186	T293 U15B		09	Sayre Rasmus	M	(67.0 OCS)	65.0	51.0	67.0 RAF	57.0	61.0	67.0 DNC	54.0	42.0	531.0	464.0
64	265	T293 U15B		1002	Schliemann Tom- Frederic	M	41.0	50.0	(67.0 DNC)	67.0 DNF	56.0	50.0	67.0 DNC	67.0 DNC	67.0 DNC	532.0	465.0
65	118	T293 U15B		9805	Harley Chris	M	51.0	66.0	(67.0 OCS)	67.0 DNC	60.0	62.0	47.0	62.0	67.0 RAF	549.0	482.0
66	122	T293 U15B		984	Sylvester Nick	M	(67.0 OCS)	63.0	67.0 RAF	67.0 RAF	61.0	60.0	67.0 DNC	60.0	67.0 RAF	579.0	512.0