



**IWA Junior, Youth and Masters  
World Championship 2009**

**Weymouth and Portland National  
Sailing Academy**





























**Results are final as of 19:08 on August 29, 2009**

## T293 U17G Fleet

Sailed: 9, Discards: 1, To count: 8, Entries: 48, Scoring system: Appendix B

Rank	Tally	Fleet	Div	Nat	SailNo	HelmName	M/F	R1	R2	R3	R4	R5	R6	R7	R8	R9	Total	Nett
1	227	T293 U17G		 ITA	82	Fanciulli Veronica	F	1.0	3.0	1.0	5.0	6.0	7.0	(10.0)	2.0	1.0	36.0	26.0
2	51	T293 U17G		 FRA	6	Humeau Clidane	F	9.0	8.0	10.0	2.0	2.0	(49.0 RAF)	1.0	5.0	3.0	89.0	40.0
3	147	T293 U17G		 ISR	633	Zaga Hadas	F	2.0	1.0	3.0	9.0	9.0	(49.0 RAF)	11.0	4.0	2.0	90.0	41.0
4	28	T293 U17G		 FRA	161	Mattei Léa	F	12.0	(49.0 DSQ)	8.0	10.0	8.0	1.0	6.0	1.0	4.0	99.0	50.0
5	144	T293 U17G		 ISR	635	Cohen Naomi	F	10.0	(11.0)	11.0	3.0	3.0	3.0	7.0	9.0	7.0	64.0	53.0
6	262	T293 U17G		 POL	416	Idziak Hanna	F	7.0	(12.0)	2.0	12.0	4.0	4.0	8.0	7.0	11.0	67.0	55.0
7	148	T293 U17G		 ITA	1	Fogli Catherine	F	(17.0)	9.0	7.0	4.0	7.0	11.0	4.0	8.0	5.0	72.0	55.0
8	81	T293 U17G		 GBR	638	Bennett Chloe	F	(27.0)	27.0	6.0	1.0	11.0	5.0	2.0	3.0	9.0	91.0	64.0
9	251	T293 U17G		 POL	919	Skwarczynska Sylwia	F	8.0	13.0	4.0	6.0	1.0	6.0	(49.0 RAF)	21.0	13.0	121.0	72.0
10	212	T293 U17G		 POL	120	Kraszewska Monika	F	6.0	4.0	17.0	(21.0)	15.0	2.0	12.0	18.0	6.0	101.0	80.0
11	280	T293 U17G		 ISR	9738	Lora Kishon	F	4.0	5.0	12.0	14.0	(17.0)	14.0	15.0	12.0	10.0	103.0	86.0
12	113	T293 U17G		 GBR	969	Rogers Jade	F	(24.0)	23.0	9.0	8.0	13.0	16.0	5.0	10.0	8.0	116.0	92.0
13	260	T293 U17G		 POL	4	Zayaczkowska Karolina	F	(23.0)	15.0	5.0	11.0	5.0	8.0	13.0	23.0	22.0	125.0	102.0
14	281	T293 U17G		 ISR	632	Yuval Atar	F	3.0	17.0	18.0	18.0	19.0	10.0	(28.0)	25.0	14.0	152.0	124.0
15	40	T293 U17G		 FRA	262	Keruzoré Océane	F	(28.0)	22.0	15.0	17.0	14.0	15.0	9.0	26.0	17.0	163.0	135.0
16	258	T293 U17G		 POL	414	Sikorska Hanna	F	16.0	2.0	34.0	28.0	12.0	13.0	20.0	(36.0)	12.0	173.0	137.0
17	282	T293 U17G		 ISR	9748	Koral Helft	F	5.0	7.0	22.0	19.0	(29.0)	20.0	18.0	22.0	26.0	168.0	139.0
18	91	T293 U17G		 GBR	739	Townsend Laurel	F	15.0	16.0	20.0	25.0	27.0	12.0	(33.0)	19.0	25.0	192.0	159.0
19	41	T293 U17G		 FRA	265	Derennes Lola	F	(43.0)	38.0	16.0	16.0	16.0	9.0	22.0	24.0	20.0	204.0	161.0

## Windsurfing Results

20	217	T293 U17G		118	Dmichowska Barbara	F	22.0	35.0	13.0	(49.0 DNC)	10.0	49.0 DSQ	3.0	16.0	19.0	216.0	167.0
21	6	T293 U17G		26	Vanhoorne Andrea	F	37.0	(40.0)	21.0	20.0	23.0	23.0	17.0	11.0	23.0	215.0	175.0
22	174	T293 U17G		11	Yong Audrey	F	18.0	10.0	(31.0)	23.0	30.0	27.0	30.0	15.0	28.0	212.0	181.0
23	196	T293 U17G		143	Lepert Marion	F	34.0	25.0	42.0	13.0	22.0	24.0	(49.0 RAF)	6.0	16.0	231.0	182.0
24	87	T293 U17G		699	Robinson Robyn	F	32.0	(37.0)	19.0	7.0	34.0	17.0	14.0	31.0	30.0	221.0	184.0
25	137	T293 U17G		37	MAN Ka Kei	F	25.0	18.0	23.0	(33.0)	31.0	28.0	25.0	17.0	24.0	224.0	191.0
26	241	T293 U17G		116	Lagoa Patino Lara	F	11.0	19.0	(35.0)	32.0	26.0	21.0	32.0	29.0	21.0	226.0	191.0
27	30	T293 U17G		186	Quere Manon	F	33.0	31.0	14.0	15.0	18.0	(49.0 RAF)	16.0	20.0	49.0 RAF	245.0	196.0
28	271	T293 U17G		34	Nuccio Anna	F	13.0	14.0	37.0	30.0	28.0	29.0	(49.0 DNC)	34.0	15.0	249.0	200.0
29	157	T293 U17G		93	Colombo Silvia	F	(30.0)	30.0	24.0	29.0	21.0	18.0	29.0	27.0	27.0	235.0	205.0
30	164	T293 U17G		93	Schoots Lisette	F	36.0	(39.0)	25.0	24.0	24.0	22.0	26.0	14.0	38.0	248.0	209.0
31	57	T293 U17G		813	De Souza Alizée	F	21.0	33.0	29.0	22.0	(40.0)	36.0	24.0	33.0	29.0	267.0	227.0
32	211	T293 U17G		602	Chwialkowska Aleksandra	F	31.0	26.0	26.0	35.0	20.0	25.0	27.0	(39.0)	39.0	268.0	229.0
33	256	T293 U17G		241	Pellowska Songa	F	20.0	24.0	32.0	34.0	33.0	30.0	31.0	(35.0)	33.0	272.0	237.0
34	254	T293 U17G		439	Kwasniewska Kamila	F	19.0	28.0	33.0	27.0	36.0	32.0	(49.0 DSQ)	37.0	35.0	296.0	247.0
35	173	T293 U17G		15	Ng Amanda	F	26.0	6.0	38.0	(49.0 DNC)	35.0	26.0	49.0 DNC	42.0	32.0	303.0	254.0
36	268	T293 U17G		30	Cilingiroglu Simla	F	39.0	45.0	28.0	36.0	(49.0 RAF)	35.0	21.0	13.0	49.0 BFD	315.0	266.0
37	125	T293 U17G		994	Barratt Amy	F	38.0	32.0	27.0	31.0	32.0	37.0	(49.0 DNC)	38.0	37.0	321.0	272.0
38	78	T293 U17G		599	Kenmuir Amy	F	14.0	20.0	(49.0 DNC)	49.0 RAF	25.0	19.0	49.0 DNC	49.0 DNC	49.0 DNC	323.0	274.0
39	101	T293 U17G		853	Grayston Gemma	F	35.0	36.0	40.0	(49.0 DNC)	38.0	34.0	34.0	30.0	36.0	332.0	283.0
40	181	T293 U17G		212	Vainkula Betti	F	45.0	44.0	36.0	(49.0 DNC)	37.0	31.0	19.0	40.0	41.0	342.0	293.0
41	94	T293 U17G		758	Hargreaves Annalee	F	(47.0)	43.0	30.0	26.0	43.0	42.0	23.0	45.0	43.0	342.0	295.0
42	7	T293 U17G		28	Caron Audrey	F	41.0	(47.0)	41.0	37.0	41.0	40.0	36.0	28.0	40.0	351.0	304.0
43	95	T293 U17G		767	Kennedy Caitlin	F	48.0	46.0	39.0	(49.0 DNC)	39.0	33.0	49.0 DNC	32.0	31.0	366.0	317.0
44	198	T293 U17G		294	Samson Margot	F	44.0	29.0	(49.0 RAF)	49.0 RAF	46.0	41.0	49.0 DNC	44.0	18.0	369.0	320.0
45	9	T293 U17G		8	de Alcala Caroline	F	29.0	21.0	(49.0 RAF)	49.0 RAF	49.0 DNC	49.0 DNC	49.0 DNC	41.0	34.0	370.0	321.0
46	119	T293 U17G		9806	Harley Joanna	F	42.0	34.0	(49.0 RAF)	49.0 RAF	44.0	39.0	35.0	43.0	42.0	377.0	328.0
47	97	T293 U17G		810	Burns Hannah	F	40.0	41.0	(49.0 DNC)	49.0 RAF	42.0	38.0	49.0 DNC	49.0 RAF	49.0 DNC	406.0	357.0
48	66	T293 U17G		336	Guest Elodie	F	46.0	42.0	(49.0 DNC)	49.0 DNC	45.0	43.0	49.0 DNC	46.0	44.0	413.0	364.0